

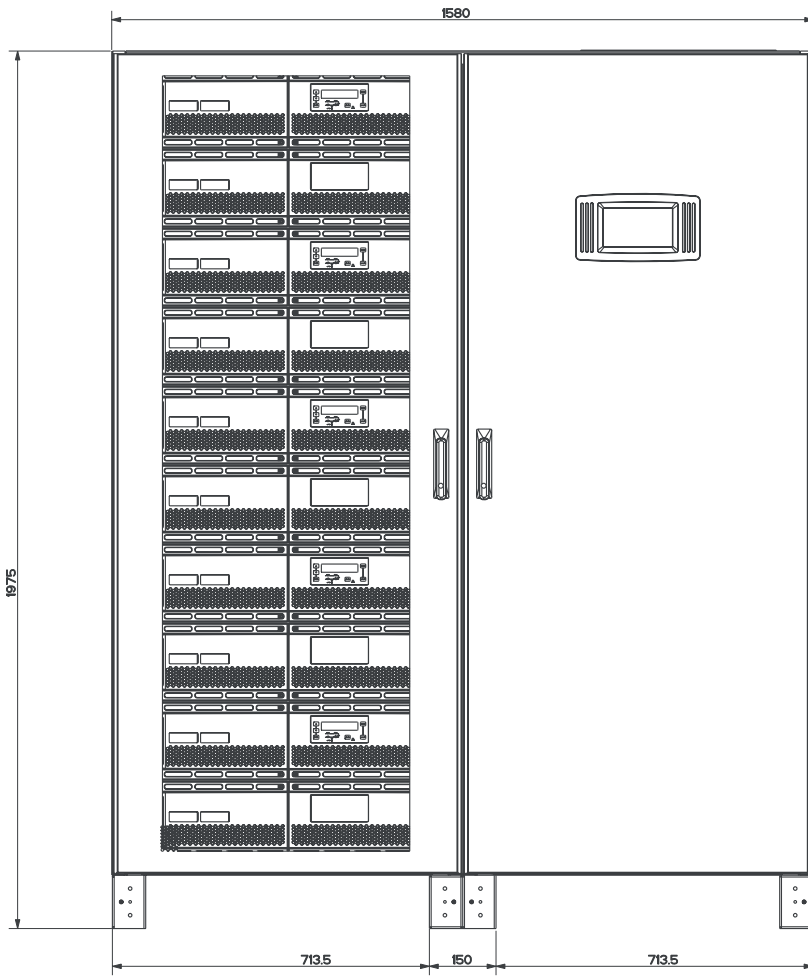
Kohler PW 9500DPA Technical Specification

GENERAL DATA	
System power range	100 kW – 3 MW
Nominal power / module	100 kW
Nominal power / frame	500 kW
Output power factor	1.0
Topology	Double conversion, transformer-free, modular, Decentralized Parallel Architecture
Parallel configuration	Up to 5 modules in one frame (500 kW) / up to 6 frames in parallel (3 MW)
Cable entry	Bottom or top as standard
Serviceability	Fully front serviceable
Back-feed protection	Built-in as standard
INPUT	
Nominal input voltage	3 x 380 / 220 V + N, 3 x 400 / 230 V + N, 3 x 415 / 240 V + N
Voltage tolerance	308 – 460 V (–23 – +15 %) < 100 % load, 280 – 460 V (–30 – +15 %) < 80 % load, 240 – 460 V (–40 – +15 %) < 60 % load (referred to 400 / 230 V)
Input distortion THDi	< 3.5 % at 100 % load
Frequency range	35 – 70 Hz
Power factor	0.99 @ 100 % load
Walk in / Soft start	Yes
OUTPUT	
Rated output voltage	3 x 380 / 220 V + N, 3 x 400 / 230 V + N, 3 x 415 / 240 V + N
Voltage tolerance	< ±1 % with static load / < ±4 % with step load (referred to 400 / 230 V)
Voltage distortion	< 2 % with linear load / < 4 % with non-linear load
Frequency	50 or 60 Hz (selectable)
EFFICIENCY	
AC-AC	Up to 96 %
In eco-mode	≥ 99 %
ENVIRONMENT	
Protection rating	IP 20
Storage temperature	–25° – +70°
Operating temperature	0° – +40°C
Altitude (above sea level)	1000 m without de-rating
BATTERIES	
Number of 12V blocks / string	Flexible number from 40 – 50 blocks
Types	VRLA, vented lead-acid, NiCd
Battery charger	Decentralized charger per module
COMMUNICATIONS	
User interface	Graphical touch screen (one per frame as standard) Decentralized LCD + mimic diagram (one per module as standard)
Communication ports	USB, RS-232, voltage-free contacts, SNMP (optional)
Customer interface	Remote shutdown, gen-set interface, external bypass contact
COMPLIANCY	
Safety	IEC / EN 62040-1
EMC	IEC / EN 62040-2
Performance	IEC / EN 62040-3
Manufacturing	ISO 9001:2008, ISO 14001:2004
WEIGHT, DIMENSIONS	
Weight	approx. 975 kg (500 kW system without batteries)
Dimensions WxHxD	1580 x 1975 x 945 mm

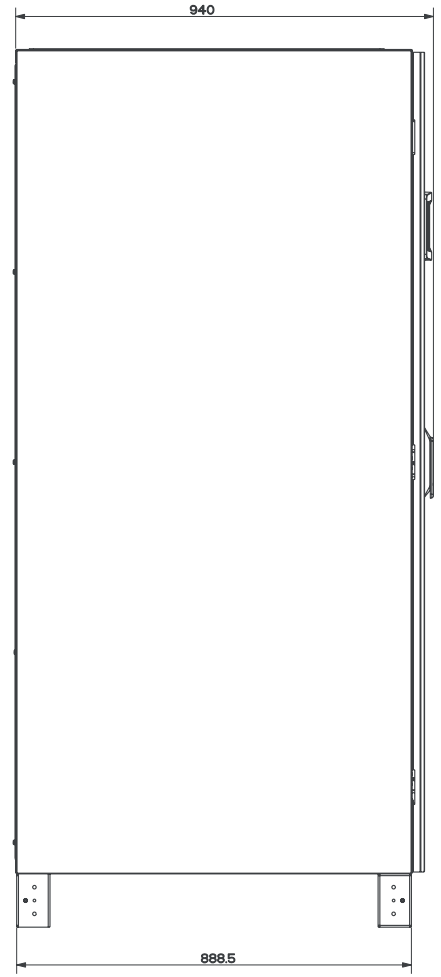
Technical specifications are subject to change.

Kohler PW 9500DPA Mechanical Specification Drawings

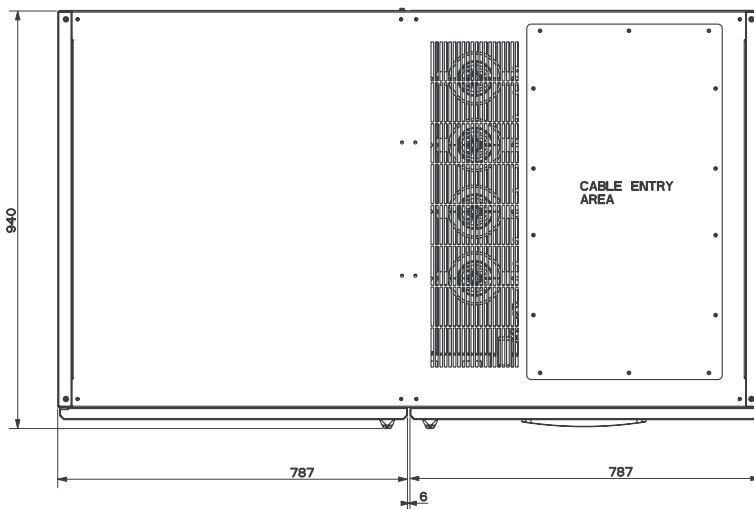
FRONT-VIEW



SIDE-VIEW



TOP-VIEW



KOHLER POWER
uninterruptible

UK Headquarters:
Uninterruptible Power Supplies Ltd

Woodgate,
 Bartley Wood Business Park,
 Hook, Hampshire RG27 9XA

Tel: +44 1256 386700

Fax: +44 1256 386701

Email: sales@upspower.co.uk

Regional office:
Kohler Uninterruptible Power

7 Jurong Pier Road
 Singapore 619159

Tel: +65 6302 0702

Fax: +65 6302 0717

Email: salesUPS.sg@kohler.com



Certificate No: F594436